

MECHANICAL CASE OUTLINE

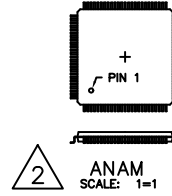
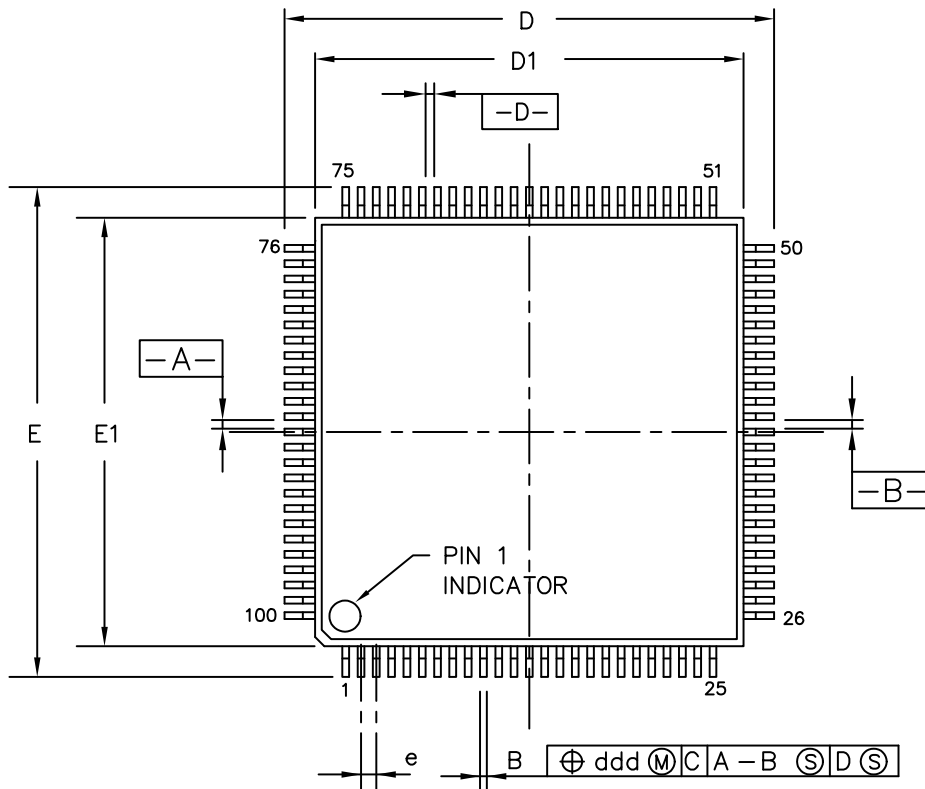
PACKAGE DIMENSIONS

ON Semiconductor®

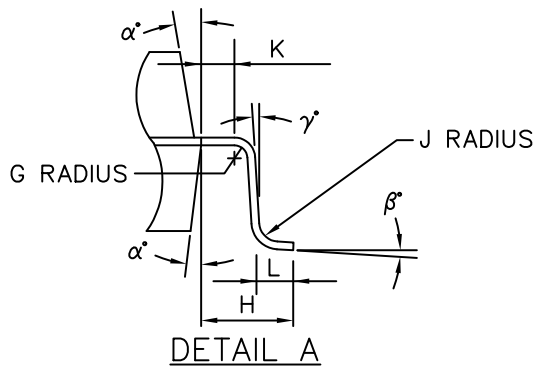
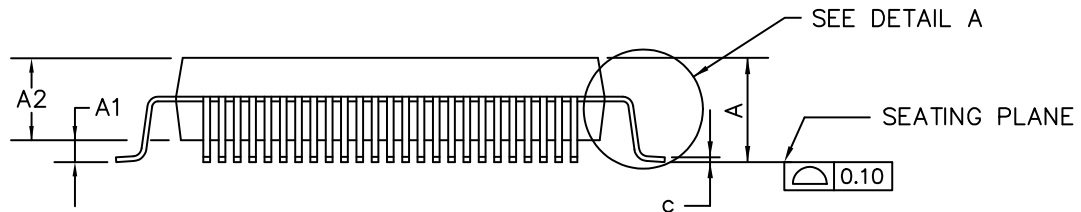


TQFP 100, 14x14
CASE 932AN-01
ISSUE O

DATE 29 JUL 2008



SYMBOL	MIN	NOM	MAX
A	-	-	1.20
A1	0.05	-	0.15
A2	0.95	1.00	1.05
D	-	16.00 BSC	-
D1	-	14.00 BSC	-
E	-	16.00 BSC	-
E1	-	14.00 BSC	-
L	0.45	0.60	0.75
e	-	0.50 BSC	-
B	0.17	0.22	0.27
c	0.09	-	0.20
α°	11	-	13
β°	0	-	7
γ°	0	-	-
G	0.08	-	-
H	-	1.00 REF.	-
J	0.08	-	0.20
K	0.20	-	-
ddd	-	-	0.08



1. ALL DIMENSIONS ARE IN MILLIMETERS.
2. PACKAGE OUTSIDE FEATURES AND PIN 1 INDICATOR VARY FROM VENDOR TO VENDOR.
3. THIS PART CONFORMS TO JEDEC 95, MS-026, VARIATION "AED"

DOCUMENT NUMBER:	98AON31437E	Electronic versions are uncontrolled except when accessed directly from the Document Repository. Printed versions are uncontrolled except when stamped "CONTROLLED COPY" in red.
DESCRIPTION:	TQFP 100, 14X14	PAGE 1 OF 1

ON Semiconductor and ON are trademarks of Semiconductor Components Industries, LLC dba ON Semiconductor or its subsidiaries in the United States and/or other countries. ON Semiconductor reserves the right to make changes without further notice to any products herein. ON Semiconductor makes no warranty, representation or guarantee regarding the suitability of its products for any particular purpose, nor does ON Semiconductor assume any liability arising out of the application or use of any product or circuit, and specifically disclaims any and all liability, including without limitation special, consequential or incidental damages. ON Semiconductor does not convey any license under its patent rights nor the rights of others.